



SAVE THE DATE

JULY 18 2023 – Sew N Share

AUG 17 2023 – QN Board Meeting

AUG 24 2023 – Sew N Share

Sept 11 2023 – Ginny Schram
Schoharie County Quilt Barn Trail

Sept 12 2023 – No workshop

Oct 1 2023 - David Taylor
Pictorial Hand Applique

Oct 2 2023 – David Taylor workshop
Pictorial Hand Applique

Nov 6 2023 – Lisa Calle
Divide and Design

Nov 7 2023 – Lisa Calle Workshop:
Divide and Design

Dec 4 2023 – Holiday Dinner
Clifton Park Adult Center
Clifton Commons, Clifton Park NY 12065

Jan 8 2024 – TBD ZOOM

Jan 9 2024- TBD Zoom

Feb 5 2024 – Comfort Quilt Day
Clifton Park – Halfmoon Library
Moe Road, Clifton Park NY

Mar 4 2024 – TBD ZOOM

Mar 5 2024 – TBD Zoom

Apr 1 2024 – TBD

Apr 2 2024 – TBD

May 6 2024 – TBD

May 7 2024 – TBD

June 3 2024 – TBD

June 4 2024 - TBD

Editor's Note:


Happy Summer!!!

Many of our Quilt North Board volunteers and Committee volunteers are taking a well-deserved break this month. To keep you current on our guild, I thought this newsletter would be good poolside reading material.

If you haven't sent in your membership, please do it now so you won't miss out on our wonderful programs in the 2023-2024 Guild year.

It is difficult for me to sit at my sewing machine when the weeds are growing so quickly in the garden. However, I am trying to spend fifteen minutes on sunny days in my sewing room and at my machine. Rainy days are devoted to the comfort quilt kit I brought home in June, the sewing projects for my church fall festival, trying out ideas for EQF Boutique and reading the books on my list.

Enjoy this wonderful season. Susan Spadaro, Editor



CORRESPONDING SECRETARY

If you know of any member who needs a card i.e., sickness, family passing or cheering up, please let me know at swotacar@gmail.com or 518-899-2909.

CADDIES

Susan Ahearn & Mimi Newnham

A caddy is a simple tote with handles that attach to a wheelchair or walker with Velcro. Kits are available for you and the completed caddies are brought to local nursing homes. Cell phone, water bottle and a book are common items found in a caddy. Easy to follow directions will guide you as you spend less than one hour sewing a caddy. This is a great project for a new sewer or the experienced sewer who needs to keep busy for a few minutes. A picture tutorial is on our website: www.quiltnorth.org

Patriotic Quilts

Laura Swensen

PATRIOTIC QUILTS– With the Help of Quilt North Members

Now that we are not meeting in the summer means you can squeeze in making patriotic quilts. It just takes 15-30 minutes a day to get the quilt done. As they said “Get It Done”

Most of the Patriotic Quilts are donated to the Captain John McKenna IV Military Courtesy Room at the Albany Airport. Please remember that the men and women of the military do appreciate receiving the quilts that come from our guild, Quilt North.

Also remember that a finished quilt is best, a top is fine and please try to add the binding with that. A lap size quilt (measuring 56” X 60” approximately) with quilting cotton fabrics to make a Finished Quilt or a Top. If you can only make a Top, if you can give the binding with it that would be great. There may be kits from the Comfort Team or sometimes me, just check us out.

Looking forward to more Patriotic Quilts to come. A Big Thanks So let’s get those sewing machines humming and SEW ON!!
Laura Swensen

Comfort Quilts

Paula Dunn, Deb Kreifels, Charlotte Dugan, Airlee Bagley, Mimi Newnham, Sherri Walczak, Cheryl Scorsone

Please welcome two new members of the Comfort Quilt Team. Sherri Walczak and Cheryl Scorsone joined at the June meeting. They will be “sandwich makers, assembling quilt sandwiches for members to quilt or tie. We hope to have a good selection to offer at the September meeting.

I now have the tops, batting and backing from Cindy Robertson’s home. She will be greatly missed.

On my front porch (1142 Ballston Lake Rd, Rte 146A, Ballston Lake 12019), there are three totes containing quilt sandwiches ready to be quilted. Guild members are encouraged to pick up one or two to quilt over the summer.

At the September meeting, I hope to have guests from Camp Erin come to talk about their program and to be presented with quilts you have made.

MEMBERSHIP

Chair: Laura

Sheldon QNmembership@gmail.com Mary Hogan, Joy Karns, Patricia Sowle, Teri Carroll

It is not too early to register and pay your dues for the 2023-2024 guild year. Our membership year runs from July through June. The 2023-2024 Membership form is found on our website and at the end of this newsletter. All members are asked to PLEASE complete a new form. [Click here to fill out the NEW online Membership Form.](#)

You may pay the \$35 dues by check made out to Quilt North and mailed with completed membership form to Quilt North c/o Laura Sheldon, 22 Galleon Drive, Malta, NY 12020,
OR by PayPal. [Click Here](#) to complete the form and use PayPal.

Questions? You may email Membership Chair Laura Sheldon at QNmembership@gmail.com or call her at 518-886-1841.

GUILD E-Mail
quiltnorth@gmail.com

Do you have a question about QN Guild and not sure to whom it should be addressed? Do you want to send a congratulatory note to the Guild? Feel the need to complain but want it to get to someone who will act? Send a note to our Guild E-mail: quiltnorth@gmail.com Your message will be sent to the appropriate person(s) in our Guild.

SEW N SHARE

July 18, 2023 6-8 pm Zoom

Please come join us on Thursday, July 27th from 6 - 8 pm for our next Sew + Share. Since this time is just for Quilt North members, please share the link with only other members. Thank you.

We will continue to meet over the summer. Please mark your calendars for July 18th and August 24th from 6 - 8 to join us.

Registration [click here](#)

See you there! Rita and Jo

NAME TAGS

Chair: Laura Sheldon QNmembership@gmail.com

Congratulations to Pat Stata, the winner of the June Name Tag Drawing! She was the lucky winner of a gift certificate to Bloom Fabric, Art & Retreat, Margaretville NY. Don't forget to wear your sewn Name Tag to our guild meetings. You may be the next lucky winner!

Facebook:

Working on your block of the month and want to show it off? There is a pinned post on the Facebook page [Click Here](#) with the sample quilt put together by the Block of the Month Committee. Please share your photos in the Block of the Month 2022/23 Album, we would love to see!

Did you take a class this year and want to share your project? Please [Click Here](#) to post in the album Workshop Projects on Facebook. Also pinned to the top of the Facebook page. Thank you for sharing your finished or WIP!

Need help to upload your photo? Please email Angela angela.pachal@gmail.com

2024 EQF BOUTIQUE TABLE

Susan Spadaro, Coordinator until someone else takes over

During the April, 2024, Empire Quilt Festival (EQF) Quilt North will have a Boutique Table. With your help and creativity, we will offer for sale a plethora of handcrafted items related to quilting/sewing. This fundraiser for Quilt North has always been very successful. Let us all do our part to make it better than ever. It is never too early to start our projects. Please contact me at: sassews2day@gmail.com with your ideas.

An inventory list of items remaining from the cancelled 2020 EQF show is found near the end of this newsletter. These are the things offered for sale to our members but did not find a new home. Many other items (fabric, tools) were donated to QN for the boutique and as you may remember, over the last three years were sold to guild members, returned to the maker, or donated to senior centers and libraries (books and patterns).

Shall we have a workshop in the fall to sew and create together? We are a very talented group of women. Let us put that talent on display at EQF!

Thank you, Susan

Saratoga County Fair July 18 - 23.

Tuesday, July 18th in the afternoon - Make and take: hand sew a coaster. Come and be part of the demonstration to instruct others or just make one for yourself and keep enjoying the fair!

Friday, July 21st in the afternoon - Demonstration: Making a quilt start to finish with blocks fair goers have decorated throughout the week.

2023-2024 PROGRAMS AND WORKSHOPS

2023-2024 Meetings and Workshops

All **in person/live streamed** meetings are at the Shenendehowa United Methodist Church
Route 146, Clifton Park NY 12065 Doors open at 6:30 pm

All **in person** workshops are held at the Clifton Park Elks Lodge, 695 MacElroy Road, Ballston Lake NY 12019

ZOOM meetings and workshops are by **registration** only. The link for each will be sent to you via the email address you give when registering.

September 11, 2023 September's lecture will be about a local attraction. Our speaker is President of the committee of the organization.



<https://scquiltbarntail.wixsite.com/scqbt>

Ginny Schaum has a creative nature and an entrepreneurial spirit. She attended the Fashion Institute of Technology in New York City, The Old English Lace School in Tiverton, England, and received a BS degree in Home Economics from the University of Tennessee, Knoxville. Under her guidance, the Schoharie County Quilt Barn Trail has created over 140 Barn Quilts.

Ginny enjoys challenges, but even she is surprised to have taken on the task of writing a book! The end result is "Barn Quilts Folk Art to Modern Obsession".

Ginny never misses an opportunity to design an elaborate costume, take a unique photo, or create an attractive tablescape.

Due to supply issues (aren't we done with them yet!) September will not have a workshop, but I am working on scheduling a barn quilt painting workshop in the Spring – Stay tuned!

On **October 2, 2023**, our guild will host **David Taylor** – here is one of his recent works - Isn't it stunning!



Our own Angela Pachal took David's class and won a ribbon at the Vermont Quilt Show with a portrait of her dog!

David Taylor currently lives in Fort Collins, Colorado. His obsession with fabric began at an early age, salvaging tiny scraps from his mother's sewing area trash bin. He started creating on her sewing machine by age 10. After college, he began a 30-plus-year career in graphic design. His first quilt design was in 1999, collaborating on a fundraiser project for Strings Music Festival in Steamboat Springs, CO, with friend Madeleine Vail. Madeleine encouraged him to keep after it. In 2009 he left his job at an advertising agency, started teaching appliqué and quilting, and never looked back. His teaching adventures have taken him around the globe and his quilted artworks hang in numerous private collections.

David Taylor is a two-time recipient of the Master Award for Contemporary Quilting from the International Quilt Association (2006, 2014), the Brother Wall Machine Workmanship Award from the American Quilters Society (Paducah Quilt Week, 2008), and a two-time Best of Show winner at the IQA's Spring Festival in Chicago (2007, 2008).


On **October 3, 2023**, David will teach a workshop on **Pictorial Hand Applique** that will be held at the Elks Lodge, 695 MacElroy Road, Ballston Lake, NY. From 9 AM to 4PM (with a lunch break). Workshop will be \$60.00 for members and \$65.00 for non-members. Kits will be \$30.00, payment at the time of the workshop.

You will have a choice of one of three pictures:

Sweet Pea



Hummingbird



Chickadee



QN Member workshop registration, [click here](#)

Guest workshop registration, [click here](#)



On **November 6, 2023**, at Shenendehowa United

Methodist, we will have **Lisa Calle** returning with a lecture on how to design the quilting when finishing a pieced top.

Last year, Lisa's feathers class was a big hit and this time, she will be teaching ruler quilt work. Lisa Calle is a long-armer, a Bernina Ambassador and Award-Winning quilter! With her

humor and down to earth attitude, she will share with you her personal and professional journey of quilting. Lisa illustrates how she has earned renowned success from her initial piece using a " $\frac{3}{8}$ " seam allowance, to her latest quilt that won awards at the Houston International Quilt Festival. As you gain insight on Lisa's amazing craft and her 3-step **Divide and Design** method, any hesitation you have regarding the patience or talent for quilting will quickly disappear. So, if you doubt whether you can quilt with pride, Lisa will give you the confidence and knowledge to start.

Divide and Design, Get it Done! Workshop

skill level: intermediate

Do you feel overwhelmed when gazing upon a quilt feeling anxious that something creative and beautiful is beyond your scope? Have you observed pieces designed by quilters and thought "where do they come up with such originality?"

You are not alone, and the cure for such reluctance is just a class away. With Lisa's 3 step process you will approach the idea of quilting in a completely new way. Over the course of this class, you will divide large areas of your quilt into manageable small spaces, gaining the confidence and skill needed to produce a design that will make your quilt top sing and have you smiling with pride! You will soon discover that anyone can transform the everyday quilt into a masterpiece, and moreover turn those special quilts into treasured heirlooms. So do not let Quilter's Agoraphobia keep you from doing what you love; let Lisa's class provide the freedom needed to bring out the quilter in you!

The Workshop will be on **November 7** at the Elks Lodge, 695 MacElroy Road, Ballston Lake, NY. From 9:30 AM to 4PM (with a lunch break).

Workshop will be \$65.00 for members and \$70.00 for non-members. Kits will be \$35.00, payment at the time of the workshop.

QN Member workshop registration, [click here](#) **Guest** workshop registration, [click here](#)

QUILT NORTH QUILTY BUSINESS DIRECTORY

Business Name	Phone/ Address	E-mail/Social Media	Owner's Name	Services Available
Bloom Fabric, Art & Retreat	845-586-6000 724 Main St. Margaretville NY 12455	Bloom@catskill.net Bloomquilts.store bloomquilts724 (Instagram) Bloom: Fabric, Art, and Retreat (Facebook)	Lori and Katie Rosa	Bloom is both a brick-and-mortar store and a webstore. We offer quilt fabric, yarn, craft kits, and notions. We specialize in our beautiful retreat facility. We also offer longarm quilting facilities.
Cooper Moon Quilting	475-325-4608	CoopermoonQuilting@gmail.com	Kasey and Timothy Maikshilo	Edge2 Edge, Semi-Custom, Full Custom, Baby to King Sized Quilts.
Crayon Box Quilt Studio	518-858-8188	crayonboxquiltstudio.com	Michele Kuhns	Long arm quilting, Pattern design, Custom quilts
KarynQuilts	518-755-6059	www.karynquilts.com info@karynquilts.com PO Box 51 Stuyvesant Falls NY 12174 - mailing address 8 County Route 25A Stuyvesant Falls NY 12174 - physical location (this is in Columbia County)	Karyn Dornemann	I offer edge to edge computerized quilting, custom computerized quilting, hand guided free motion edge to edge, and hand guided custom (rulers, free motion, etc.). I stock Quilters Dream batting.
Majken's Mercantile	518-638-8867 518-810-7674 (C)	Majkensellar@gmail.com Facebook - Majken's Mercantile	Majken Sellar	Offering all services related to quilting, Edge-to-Edge designs, custom quilting, binding, layering, and quilts from scratch. Also offering servicing of vintage Singer Featherweight sewing machines. Visit my business page on Facebook, Majken's Mercantile.
Sew Vibrant	518-376-2896	michellebewell@me.com Facebook - SewVibrant	Michelle Fortney	Edge to Edge and custom quilting, and memory quilts. Interested in helping others learn quilting. The saint of 'unquilted and or unfinished projects which she revives. See on Facebook - SewVibrant
Laura Swensen - CI Sue Pelland Designs	518-664-4849	laurasw@nycap.rr.com	Laura Swensen	Certified instructor for Sue Pelland Designs. Techniques utilize rotary cut applique using Misty Fuse and Sue Pelland tools.
A Winding Thread Quilting	518-884-9923	Awindingthread@gmail.com Facebook - A Winding Thread Quilting	Barbara Wolfe	Edge to edge (allover) quilting, custom quilting, memory quilts, t-shirt quilts, and binding (a separate service). See on Facebook - A Winding Thread Quilting

04.27.2023

<u>Item</u>	<u>Starting Quantity from 2020</u>	<u>Quantity on hand 05/2023</u>	<u>EQF Boutique Inventory</u>
Mug Rugs-small	18	18	<p>These are the items made for 2020 EQF and then offered for sale to our members but did not find a new home. Many other items (fabric, tools) were donated to QN for the boutique and as you may remember, over the last three years were sold to guild members, returned to the maker, or donated to senior centers and libraries (books and patterns). What ideas do you have for items we can add to this inventory for 2024?</p>
Microwave Oven Mitts-mini	13	7	
Tea Bag Holder	16	11	
Fabric Boats/Basket 5x2	7	5	
Pincushion: Bernina, small	1	1	
Pincushion: Owl	6	1	
Pincushion: Flower	9	5	
Pincushion: Pinwheel	21	17	
Pincushion: Bernina, lg	2	2	
Pouch w/zipper, fabric	1	1	
Pouch w/tape measure clasp	3	3	
Pouch w/zipper, 10x7x2	1	1	
Hot Pads/Trivets-round	12	12	
Mats w/message, 10.5x8.5	11	11	
Credit Card Holder	5	5	
Tissue Holder, flat	16	16	
Adult Bib/Clothing Protector	13	13	
Notions Travel Case	1	1	
Project Bag: small	4	4	
Project Bag: large	4	4	
Seam Stick-short 6"	1	1	
Sharp Tools Caddy	22	13	
Pin/Needle Case	2	2	
Shoulder Strap Bag	1	1	
Thread catcher/Pin Cushion	10	8	
Travel Iron Caddy	4	2	
Travel Iron Caddy Kit	1	1	
Ruler/Template Holder	10	3	
<u>Christmas</u>			
Hot Pads/Trivets-round	4	4	
Mats w/message	5	5	
Gift Tags	6	6	
Gift Tags to personalize	5	5	
Ornaments: Stuffed	12	12	
Ornaments: Star Ball	8	3	
<u>Items that Sold Out during COVID</u>			
TV Tray Ironing Board	5	0	
Seam Stick - Long	12	0	
Sewing Caddy w/small cutting mat & short seam stick	9	0	

QUILT NORTH BOARD 2023-2024

OFFICERS

President	Deb Wolfert	quiltnorth@gmail.com
First Vice President	Marie Barker	quiltprogram@gmail.com
Second Vice President	Angela Pachal	quiltprogram@gmail.com
Corresponding Secretary	Carol Swota	quiltnorth@gmail.com
Recording Secretary	Pat Sowle	quiltnorth@gmail.com
Treasurer	Eileen Donovan	qntreasurer@gmail.com

COMMITTEES/ACTIVITIES

unless noted all email addresses are: quiltnorth@gmail.com

Block of the Month	Maureen Soris, Diane Lewinski, Donna Logan
Comfort Quilts:	
Caddies	Susan Ahearn, Mimi Newnham
Patriotic Quilts	Laura Swensen Paula Dunn, Deb Kreifels, Charlotte Dugan, Arilee Bagley, Mimi Newnham
Communications:	
Board e-mail	Sue Schoch
Guild e-mail	Susan Spadaro
Newsletter	Susan Spadaro
Social Media	Angela Pachal
Web Page	Susan Spadaro
Zoom	Rita Floess, Jo Thomas
Empire Quilt Fest (EQF)	Ann Pastore, Joy Karns, Karen Frankel
EQF Boutique	Susan Spadaro – <i>Volunteers Needed</i>
Events:	
Ambassadors	Carol Muller, Paula Schwab
Quilters' Market	No Quilt Market in 2024 as there will be EQF
Special Events	<i>Volunteers Needed</i>
Library	Susan Ahearn, Mimi Newnham
Membership	Laura Sheldon qnmembership@gmail.com Teri Carroll, Mary Hogan, Joy Karns, Pat Sowle
Opportunity	Jackie Litts
Programs	Marie Barker quiltprogram@gmail.com Angel Pachal
Site Set-up/Take-Down	Mary Taylor and ALL guild members
Travel	Barbara Wolfe

FOR SALE




1949 Singer Featherweight Machine. Perfect working condition Price is \$500 for all you see!

Contact: Patricia DeForge at 518-496-8541 leave a message



FOR SALE

Quilt North is the recipient of a retractable design wall which has been gently used. The pictures to the right are not the exact item but represent what the design wall looks like. Hardware is included except for a few screws. The design wall is 88" wide x 62" long approximately and flannel may need to be replaced. It can be yours for \$15.00 paid to our guild. Send an email to quiltnorth@gmail.com if interested.



Metal Chain

Safety Device & Aluminum rod

Sturdy Fabric with White Back

Accessory Kit

7/1/2023 - 6/30/2024

QUILT NORTH MEMBER REGISTRATION

Yearly Dues: \$35 (18 and under \$15)

We would like a new membership form filled out each year. (Member information will be shared, only as needed, to the Quilt North Board & Committees)

PAYING ONLINE – You can complete your membership form online also.

FIRST Click here to fill out the NEW online Membership Form. Your membership card will be emailed to you.

THEN Click here to pay your dues using PayPal. (A \$1.50 convenience fee will be charged when paying online.)

PAYING BY MAIL:

Complete this form and send it, along with a check for \$35 made out to Quilt North, and a self-addressed stamped envelope, to the following address: Quilt North, c/o Laura Sheldon, 22 Galleon Drive, Malta 12020. Your membership card will then be mailed to you. Those who do not include a SASE can pick up their membership cards at the membership table in the fall or check below to have your card emailed to you.

Please Print: Check one: New Member _____ Renewal _____

LAST NAME _____ FIRST NAME _____

STREET/APT# _____

CITY _____ STATE _____ ZIP _____ PHONE # _____

_____ E-MAIL _____

Emergency Contact:

NAME _____ PHONE # _____

Membership card: I have enclosed a SASE to have my card sent _____

I will pick up card at membership table _____ OR I would prefer card emailed to me _____

PLEASE CONSIDER HELPING YOUR GUILD! We are always in need of help, whether as a future Officer or to help on a committee. Check your interest below:

Officers:

____ President ____ Vice President ____ Recording Secretary ____ Treasurer ____ Corresponding Secretary

Committees:

____ Programs ____ Comfort Quilts ____ Quilt Show ____ Block of the Month ____ Library
____ Opportunity ____ Special Events ____ Quilt Market ____ Set up/Take down ____ Travel
____ Website ____ Newsletter ____ Membership ____ Social Media (FaceBook)