

# QUILT NORTH

A community of quilters in Southern Saratoga County, NY since 1995

November 2023



## SAVE THE DATE

- Nov 6 2023 – Lisa Calle  
*Divide and Design*
- Nov 7 2023 – Lisa Calle Workshop:  
*Divide and Design*
- Nov 9 2023 – Sew N Share Zoom 6-8 pm
- Nov 11 2023 – Patriotic Quilt Sew Day  
Adirondack Quilt Shop, So. Glens Falls, NY
- Dec 4 2023 – Holiday Dinner  
Clifton Park Adult Center  
Clifton Commons, Clifton Park NY 12065
- Jan 8 2024 – Cristina Arcenegui Bono ZOOM only  
*Trunk Show*
- Jan 13 2024- Cristina Arcenegui Bono ZOOM only  
*Tea At Five* see page 8 for information
- Feb 5 2024 – Comfort Quilt Day  
Clifton Park – Halfmoon Library  
Moe Road, Clifton Park NY
- Mar 4 2024 – Krista Moser ZOOM only  
*Diamonds are a Quilters Best Friend*
- Mar 9 2024 – Krista Moser ZOOM only  
*Champagne & Pearls* see page 9 for information
- Apr 8 2024 – Linda Warren
- Apr 9 2024 – Linda Warren
- Apr 27 & 28 2024 – EQF X Diamonds & Daffodils  
Fulton-Montgomery Community College
- May 6 2024 – David Sirota
- May 7 2024 – David Sirota  
*Sirota No More Tears Paper Piecing*
- June 3 2024 – Guild Quilt Challenge

Meetings at: Shenendehowa United Methodist Church, Route 146, Clifton Park NY 12065  
Workshops at: CP Elks Lodge

## AMBASSADORS

Are you a new member or guest? Carol Muller or Paula Schwab will give you a tour explaining what happens at each in-person Quilt North meeting.

Hello Quilters,

Can you believe that we are in November? Time seems to fly! Our first two meetings were thoroughly enjoyable and this month looks to be just as good. Lisa Calle is returning to chat with us about how to finish our quilts and teach a workshop about how to do this with rulers. We also have a Patriotic Sew Along coming up this month at Adirondack Quilts to sew up some patriotic quilts for our Veterans. This is a great opportunity to sew with friends for a good cause. Check out the details for all the workshops coming up and the Sew Along. Think about signing up to learn something new or to jump in to help at the Patriotic Sew Along.

December will be here before you know it. Carla Braveman has generously stepped up to organize our potluck dinner and Jacqueline Litts will be returning with some fun games! Make sure to put this on your calendar so that you can have a nice time before the holidays with your quilting friends. Look for the memo in the newsletter for all the details. My President's Quilt Challenge will be due at the December meeting. This year's challenge is to make a miniature quilt with a perimeter of 72" or less. What's nice, is that the theme of your quilt is all up to you as long as it finishes mini! I will be looking forward to seeing what you quilt!

*Happy Quilting, Deb Wolfert*

### Where is it in this Newsletter?

<u>Page</u>	<u>Topic</u>
2	November Speaker & Workshop Information
3-7	Committee Articles
8	January 2024 Speaker/Workshop Information
9	March 2024 Speaker/Workshop Information
10	Holiday Party Information Flyer
11	QN Business Directory
12	QN Board Directory
13	Patriotic Sew Along Supply List
14	Two-Sided Quilt Show Flyer
15	QN Membership Application





On **November 6, 2023**, at Shenendehowa United Methodist, we will have **Lisa Calle** returning with a lecture on how to design the quilting when finishing a pieced top. Last year, Lisa's feathers class was a big hit and this time, she will be teaching ruler quilt work. Lisa Calle is a long-armed, a Bernina Ambassador and Award-Winning quilter! With her humor and down to earth attitude, she will share with you her personal and professional journey of quilting. Lisa illustrates how she has earned renowned success from her initial piece using a " $\frac{3}{8}$ " seam allowance, to her latest quilt that won awards at the

Houston International Quilt Festival. As you gain insight on Lisa's amazing craft and her 3-step **Divide and Design** method, any hesitation you have regarding the patience or talent for quilting will quickly disappear. So, if you doubt whether you can quilt with pride, Lisa will give you the confidence and knowledge to start.

### **Divide and Design, Get it Done! Workshop**

skill level: intermediate

Do you feel overwhelmed when gazing upon a quilt feeling anxious that something creative and beautiful is beyond your scope? Have you observed pieces designed by quilters and thought "where do they come up with such originality?"

You are not alone, and the cure for such reluctance is just a class away. With Lisa's 3 step process you will approach the idea of quilting in a completely new way. Over the course of this class, you will divide large areas of your quilt into manageable small spaces, gaining the confidence and skill needed to produce a design that will make your quilt top sing and have you smiling with pride! You will soon discover that anyone can transform the everyday quilt into a masterpiece, and moreover turn those special quilts into treasured heirlooms. So do not let Quilter's Agoraphobia keep you from doing what you love; let Lisa's class provide the freedom needed to bring out the quilter in you!

The Workshop will be on **November 7** at the Elks Lodge, 695 MacElroy Road, Ballston Lake, NY. From 9:30 AM to 4PM (with a lunch break).

Workshop will be \$65.00 for members and \$70.00 for non-members No kit required.



**Workshop registration, [click here](#)**

**From Quilt North's Bylaws:**  
**Section II. E. To encourage charitable activities**

**Comfort Quilts**

**Paula Dunn, Deb Kreifels, Charlotte Dugan, Airlee Bagley, Mimi Newnham,  
Sherri Walczak, Cheryl Scorsone, Diane Smith**

Please welcome Diane Smith at the latest member of the Comfort Quilt Team. She now houses the Comfort Quilt Stash!

Deb Kreifels has delivered 22 of your quilts, 3 to CAPTAIN, 4 to Albany Med, 2 to Life Works, 6 to Veterans' Housing Coalition, 5 to Birthright and 2 to Things of My Very Own.

Check out the Comfort Quilt Table at the November meeting. We will have kits to sew and tops to be quilted. This will be your last chance to pick up something until our February Comfort Quilt Workshop at the Clifton Park-Halfmoon Library. Finished quilts can be brought to the November and December meetings. They may also be brought to the February workshop.

Please **DO NOT drop off anything to my house on Ballston Lake Road**, I am moving (staying local) and the new owners of my Ballston Lake house will not know what to do with things left on the porch. Many thanks to all of you for your continued generosity in making Comfort Quilts. Our community is warmer because of you!!!

Paula Dunn

**CADDIES**

Susan Ahearn & Mimi Newnham

All 20 caddies were handed out in October. Thank you to all that sewed these up! Caddy kits taken at the November meeting can be returned at the April meeting.

A caddy is a simple tote with handles that attach to a wheelchair or walker with Velcro. Pick up a kit at our meeting. The completed caddies are brought to local nursing homes. Cell phone, water bottle and a book are common items found in a caddy. Easy to follow directions will guide you as you spend less than one hour sewing a caddy. This is a great project for a new sewer or the experienced sewer who needs to keep busy for a few minutes. A picture tutorial is on our website: [www.quiltnorth.org](http://www.quiltnorth.org)

**Patriotic Quilts**

Laura Swensen

[QUILT NORTH MEMBERS WANTED](#)

SEW ALONG DAY      Saturday November 11<sup>th</sup>    Time: 10:00am – 3:00pm

ADIRONDACK QUILTS SHOP, 22 Fifth Street, South Glens Falls, NY 12803

Signups will be at the meeting or contact me at ([laurasw@nycap.rr.com](mailto:laurasw@nycap.rr.com)). It is going to be a fun day of sewing. It will be in the new classroom at the Adirondack Quilt Shop. Comfy chairs, roomy tables, and a Design wall to use.

We will be working on the pattern Kimberly by GE Designs (which you would need to purchase from the website) or All My Stars a pattern from Pat A Sloan which is free but you will need to download that yourself or work on any pattern you would like. Look for the SUPPLY LIST in the newsletter.

If for any reason you can't make it, please bring 10" squares to our meeting. This would be a wonderful help! Colors of Red, White, Blue, and Gold of any shades.

As always, I am asking for Lap Size quilts (measuring 56" X 60" approximately) using cotton fabrics. You can quilt it yourself or if you bring a top, please add binding and maybe a back.

All Patriotic Quilts go to the McKenna Room at the Albany Airport for any Military men and women.





Thanks a bunch for your help.    Laura Swensen

# LIBRARY

Susan Ahearn & Mimi Newnham

Items borrowed at the November meeting are to be returned at the April meeting.

Isn't it fun to hold a quilting book in your hands and browse through it? How about a quilting mystery or one of the Elm Street Quilting books to read curled up in front of the fire? Here's a sampling of some of our recent donations:



Suggestions for purchases are always welcome – let us know if you would like something special in our library.

Check out our database on the “Cloud”. Use this link:

<https://cloud.collectorz.com/192016/books/?viewCollection=all>

# Guild Quilt Challenge



When: June 3, 2024  
Theme: Flower Power - Any type and any color you like  
Pattern: Any  
Style: Traditional, Artistic, Modern - Your choice  
Size: Any  
Color: Any

FINISHED QUILTS ONLY

## FREEBIE TABLE

Recently, QN received a donation of fabrics from a quilter in Florida. QN committees have taken what they can use for our charity projects. We will have the remainder on/near our Freebie Tables. Please take home any fabric you would like.

Meeting in person offers QN members a chance to reduce their stash. A table is available to donate (*freebie*) quilting fabric, notions & quilting books, magazines, or patterns.

At the end of our meeting, it is the donor's responsibility to take back or discard any of their items that remain. Please **DO NOT** leave this fabric on the Comfort Quilt table.

## OPPORTUNITY

Jacqueline Litts

Christmas and Winter will be the theme of our raffle prizes this month for you to win. Tickets are \$1 each. You must be present to win. Drawing takes place after the break.

## GUILD E-Mail

[quiltnorth@gmail.com](mailto:quiltnorth@gmail.com)

Do you have a question about QN Guild and not sure to whom it should be addressed? Do you want to send a congratulatory note to the Guild? Feel the need to complain but want it to get to someone who will act? Send a note to our Guild E-mail: [quiltnorth@gmail.com](mailto:quiltnorth@gmail.com) Your message will be sent to the appropriate person(s) in our Guild.

## President's Quilt Challenge

**Due: December 4, 2023**

**Mini Quilt – Smaller is Better**

The challenge is to make something that is no more than 72 inches around its perimeter....so it could be an 18" square or a rectangle such as 16x20" or something round or oblong if it adds up to 72" or less around its outside border.

i.e.:  $18''+18''+18''+18'' = 72$

$16''+20''+16''+20'' = 72''$

$10''+12''+10''+12''=44''$

$10''+33''+10''+33'' = 86''$  too big

For a circle (Diameter = 22")  $\times 3.14 = 69''$

This is a great opportunity to try something you have been thinking about or just a little something extra for a table or wall. Have fun and be creative as you take on this Mini Quilt Challenge.

# MEMBERSHIP

Chair: Laura Sheldon

[QNmembership@gmail.com](mailto:QNmembership@gmail.com)

Mary Hogan, Teri Carroll, Joy Karns, Patricia Sowle

If you have not already done so, please fill out a Membership form and submit your \$35.00 dues, so that you do not miss out on all Quilt North has to offer members for the 2023-24 guild year.

The 2023-2024 Membership form is found on our website and on page 14 of this newsletter. All members are asked to PLEASE complete a new form. [Click here to fill out the NEW online Membership Form.](#)

OR by PayPal. to complete the form and use PayPal. [Click Here](#)

Questions? [QNmembership@gmail.com](mailto:QNmembership@gmail.com) or call Laura at 518-886-1841.

A big **THANK YOU** to The Patchwork Co, located at 5326 State Rt 23, Windham, NY 12496 for their generous donation of a Gift Certificate for our Name Tag drawing!

*Thank You!!*

Quilt North or any of its members will NOT send an email asking you for gift cards or money. If you receive such an email, please report it to the authorities.

## **SHOW-N-TELL**

### **ZOOM SHOW-N-TELL**

Before our meeting ends, you can show your latest quilt project and tell us about it. Take a picture of your project and send it to: [quiltnorth@gmail.com](mailto:quiltnorth@gmail.com) to show us what you have made. Via zoom in January and March, you will have a chance to tell us about the beautiful quilted project.

## **BLOCK OF THE MONTH**

Maureen Soris, Donna Logan, Diane Lewinski

Our Block of the Month kits have been selling well, and we thank all the wonderful quilters who have decided to participate. We are down to our last three kits. Please stop by our table before the meeting or during the break to purchase your kit which contains all four seasons for \$25.

If you have already purchased your kits, we have printed directions for the optional letters to spell out the seasons which you may pick up at the meeting.

See you there!

Diane, Donna, and Maureen



## NAME TAGS

Chair: Laura Sheldon [QNmembership@gmail.com](mailto:QNmembership@gmail.com)

Eileen Donovan was the lucky winner of a gift certificate to The Patchwork Co. in the October Name Tag drawing.

Don't forget to wear your sewn Name tag to our guild meetings - you may be the next lucky winner!

Facebook:

Working on your block of the month and want to show it off? There is a pinned post on the Facebook page [Click Here](#) with the sample quilt put together by the Block of the Month Committee. Please share your photos in the Block of the Month 2022/23 Album, we would love to see!

Did you take a class this year and want to share your project? Please [Click Here](#) to post in the album Workshop Projects on Facebook. Also pinned to the top of the Facebook page. Thank you for sharing your finished or WIP!

Need help to upload your photo? Please email Angela [angela.pachal@gmail.com](mailto:angela.pachal@gmail.com)

## SEW N SHARE

November 9th, 2023 6-8 pm Zoom

Sew & Share is a chance for us to informally get together. Some sewing might get done, but we certainly enjoy sharing! Please join us on Thursday, November 9th from 6 - 8 for our next Sew & Share. Since this time is just for Quilt North members, please share the link with only other members. Thank you.

Registration link: [Sew + Share](#)

## 2024 EQF BOUTIQUE TABLE

Susan Spadaro

During the April, 2024, Empire Quilt Festival (EQF) Quilt North will have a Boutique Table. We have made pin cushions, scrunchies, ornaments, fabric baskets and many other items.

As in the past, QN will accept donations of clean, new quilting fabric and fat quarters, new and next-to-new quilting/sewing tools, UFOs (if all pieces are included), and patterns to sell at EQF. Please do not donate your books and magazines for this sale. Place your donations in the plastic bin near the Newsletter display in the fellowship hall.

Thank you, Susan



## January 8 2024 - Cristina Bono

### ZOOM ONLY

On **January 8, 2024**, Quilt North will host Cristina Bono for a virtual lecture at 7 p.m. This will be a trunk show and Cristina will show us her whole cloth quilts based on stories and coloring pages for adults.



### Workshop: Cristina Bono: Tea at Five!



Do you love color in your quilts? Would you like to know my tips and tricks to make funny quilts like this teapot and teacups? This is the class for you. We will make a small quilt with no piecing or applique. Just machine quilt and color it. By the end of the class, you will leave with your quilt almost ready for binding.

**Saturday January 13, 2024**  
**ZOOM - 9:00 am EST**  
**Members \$45 / Non-Members \$50**

To register for this ZOOM Workshop [Click Here](#)



## March 4 – Diamonds are a Quilter’s Best Friend

We are excited to have a virtual lecture and trunk show with Krista Moser. Krista tells her story, how she started very young and went on to design her own quilts and patterns. She typically works in design concepts and color theory while showing different quilts. She loves to do Q&A if there’s time! It’s always a crowd-pleaser.

This will be virtual through Zoom at 7 p.m.



### Workshop: Krista Moser: Champagne & Pearls

Come learn from Krista all the tips and tricks for cutting and piecing diamonds, triangles, and hexagons in an easy, fast, and precise way. If you have been wanting to break out of the same old quilting routine and try something different, her classes will inspire confidence and equip you with new techniques.

Krista Moser is the creative force and inspiration behind *Krista Moser, The Quilted Life*. A sewing enthusiast and quilt pattern designer, she has published more than thirty patterns since 2016 with more in development. She is the designer of the Creative Grids 60 Degree Diamond Rulers and has been teaching sewing and quilting lessons for more than twenty-five years. Her work has been featured in quilting magazines, published in books, and hung in prominent quilt shops around the country. She is wild about all things quilting and loves to share her passion.

ONLINE workshop ZOOM - 11am EST - 5pm EST

Saturday, March 9, 2024

Members \$55 / Non-Members \$60

To Register [Click Here](#)





## Annual Guild Holiday Party

Monday, December 4, 2023

Doors open at 6 PM

Quilt North Members Only

Shenendehowa Adult Community Center

6 Clifton Common Court,

Clifton Park 12065

Please bring a dish to share in the suggested categories, according to the first letter of your last name, and a serving utensil labeled with your name:

A-E Appetizer

F-L Main Dish

M-R Side Dish

S-Z Dessert

After the party, remember to take your utensils and dish back home!

Once again, we will be making gifts to Captain Community Human Services and their Cheryl's Lodge. They are a human services program serving Saratoga County Residents. This year we will be asking for monetary donations instead of books or items. Donations feed hungry kids, supports families in crisis, helps homebound seniors, and ensures that they will be there for homeless youth and our communities' families. Please make a check out to Captain Community Services. In the memo section, you can designate it for Cheryl's Lodge or let it be a general gift so that they can use it where the need is the most urgent. Using a check will allow you to receive a thank you from them. If you prefer, cash is accepted as well. Thank you in advance for your generosity! Our donations will be greatly appreciated.

Join us to have good food, good company, fun games, prizes and the President's Challenge!

Questions? Contact

Carla Braveman or Jaqueline Litts at

[quiltnorth@gmail.com](mailto:quiltnorth@gmail.com)



## QUILT NORTH QUILTY BUSINESS DIRECTORY

Business Name	Phone/ Address	E-mail/Social Media	Owner's Name	Services Available
<b>Bloom Fabric, Art &amp; Retreat</b>	845-586-6000  724 Main St. Margaretville NY 12455	<a href="mailto:Bloom@catskill.net">Bloom@catskill.net</a> <a href="http://Bloomquilts.store">Bloomquilts.store</a>  bloomquilts724 (Instagram) Bloom: Fabric, Art, and Retreat (Facebook)	Lori and Katie Rosa	Bloom is both a brick-and-mortar store and a webstore. We offer quilt fabric, yarn, craft kits, and notions. We specialize in our beautiful retreat facility. We also offer longarm quilting facilities.
<b>Copper Moon Quilting</b>	475-325-4608	<a href="mailto:CoppermoonQuilting@gmail.com">CoppermoonQuilting@gmail.com</a>	Kasey and Timothy Maikshilo	Edge2 Edge, Semi-Custom, Full Custom, Baby to King Sized Quilts.
<b>Crayon Box Quilt Studio</b>	518-858-8188	<a href="http://crayonboxquiltstudio.com">crayonboxquiltstudio.com</a>	Michele Kuhns	Long arm quilting, Pattern design, Custom quilts
<b>Majken's Mercantile</b>	518-638-8867 518-810-7674 (C)	<a href="mailto:Majkensellar@gmail.com">Majkensellar@gmail.com</a>  Facebook - Majken's Mercantile	Majken Sellar	Offering all services related to quilting, Edge-to-Edge designs, custom quilting, binding, layering, and quilts from scratch. Also offering servicing of vintage Singer Featherweight sewing machines. Visit my business page on Facebook, Majken's Mercantile.
<b>Laura Swensen - CI Sue Pelland Designs</b>	518-664-4849	<a href="mailto:laurasw@nycap.rr.com">laurasw@nycap.rr.com</a>	Laura Swensen	Certified instructor for Sue Pelland Designs. Techniques utilize rotary cut applique using Misty Fuse and Sue Pelland tools.
<b>A Winding Thread Quilting</b>	518-884-9923	<a href="mailto:Awindingthread@gmail.com">Awindingthread@gmail.com</a> Facebook - A Winding Thread Quilting	Barbara Wolfe	Edge to edge (allover) quilting, custom quilting, memory quilts, t-shirt quilts, and binding (a separate service). See on Facebook - A Winding Thread Quilting



# QUILT NORTH BOARD 2023-2024

## **OFFICERS**

President	Deb Wolfert	<a href="mailto:quiltnorth@gmail.com">quiltnorth@gmail.com</a>
First Vice President	Marie Barker	<a href="mailto:quiltprogram@gmail.com">quiltprogram@gmail.com</a>
Second Vice President	Angela Pachal	<a href="mailto:quiltprogram@gmail.com">quiltprogram@gmail.com</a>
Corresponding Secretary	Carol Swota	<a href="mailto:quiltnorth@gmail.com">quiltnorth@gmail.com</a>
Recording Secretary	Pat Sowle	<a href="mailto:quiltnorth@gmail.com">quiltnorth@gmail.com</a>
Treasurer	Eileen Donovan	<a href="mailto:qntreasurer@gmail.com">qntreasurer@gmail.com</a>

## **COMMITTEES/ACTIVITIES**

*unless noted all email addresses are:* [quiltnorth@gmail.com](mailto:quiltnorth@gmail.com)

Block of the Month	Maureen Soris, Diane Lewinski, Donna Logan	
Comfort Quilts:		
Caddies	Susan Ahearn, Mimi Newnham	
Patriotic	Laura Swensen	
Quilts	Paula Dunn, Deb Kreifels, Charlotte Dugan, Arilee Bagley, Mimi Newnham, Cheryl Scorsone, Sherri Walczak	
Communications:		
Board e-mail	Sue Schoch	
Guild e-mail	Susan Spadaro	
Newsletter	Susan Spadaro	
Social Media	Angela Pachal	
Web Page	Susan Spadaro	
Zoom	Rita Floess, Jo Thomas	
Empire Quilt Fest (EQF)	Ann Pastore, Joy Karns, Angela Pachal, Karen Frankel	
EQF Boutique	Susan Spadaro, Linda Gebhardt	
Events:		
Ambassadors	Carol Muller, Paula Schwab	
Quilters' Market	No Quilt Market in 2024 as there will be EQF	
Special Events	Carla Braveman, Jacqueline Litts	
Library	Susan Ahearn, Mimi Newnham	
Membership	Laura Sheldon	<a href="mailto:qnmembership@gmail.com">qnmembership@gmail.com</a>
	Teri Carroll, Mary Hogan, Joy Karns, Pat Sowle	
Opportunity	Jacqueline Litts	
Programs	Marie Barker	<a href="mailto:quiltprogram@gmail.com">quiltprogram@gmail.com</a>
	Angel Pachal	
Site Set-up/Take-Down	Sharon Charbonneau, Laura Monthie, Andrea Veldman, Linda Gebhardt, Jan Bemis	
Travel	<i>Volunteers Needed</i>	

## SUPPLY LIST – PATRIOTIC SEW ALONG 11/11/23

**10" SQUARES** - You can cut fabric from yardage or use a Layer Cake – 20, 30, 40 or more; Layer Cake has 42 – 10" squares. RED, WHITE, BLUE, AND GOLD colors of all shades.

**GEQUILTDESIGN.com** for your “KIMBERLY” PDF pattern for \$10 (optional) but very helpful. KIMBERLY pattern is also in Stripology 3 book. Picture below is “Kimberly” quilt.

**PATSLOAN.com** for your “OH MY STARS” free pattern, look for Fun Pages Free Patterns on her home page, then scroll down to find the pattern and print. If you want to add to make a Queen or King size there is a \$5 fee for added directions. For the stars you will need yardage, check pattern. You will use 5" squares or cut the 10" squares and get four 5" squares.


**SEWING MACHINE** in good working order.

**RULERS** – 6 ½ x 12 ½ - a Square Ruler at least 12-12 ½, 6 ½ x 24 1/2 or Stripology Squared Ruler or the XL Stripology Ruler or the Squared Stripology Ruler, (Stripology rulers are optional but very helpful), a GE Design product.

**Mat, Rotary Cutter** with new blade, thread, and general sewing supplies. A Frixion pen or a marking pen or pencil will be very helpful. Small **iron** with ironing mat. Extension cord

**BRING YOUR LUNCH!**





# Two-Sided Quilts

## by Connie Harris Farrington

Many of these 18 whimsical quilts created over the last 30 years focus on women of all classes and time periods – their hopes, their accomplishments, and their complaints. Sometimes humorous, sometimes serious, Connie provides the viewer with a thought-provoking array of colorful words and images using fabric, thread, and ink.

Connie Harris Farrington has been quilting for more than 50 years. Her colorful and innovative approach has won her more than 100 awards and prizes in national and international competitions, and her creations have been published in a number of magazines.

Connie is retired from DuPont Medical Instruments, is a graduate of Green Mountain College, Syracuse University, and Yale Divinity School. She lives in Queensbury, NY, where she has published several genealogies and tends a large organic vegetable garden.



**Pop-Up Exhibition - November 16-18, 2023**

Reception - Thursday, November 16, 5-8 pm

Informal Gallery Talks - 10 am & 2 pm each day



Crandall Public Library, 251 Glen Street, Glens Falls, NY 12801  
[www.crandalllibrary.org](http://www.crandalllibrary.org) • 518-792-6508

Two-Sided Quilts is produced by the Folklife Center at Crandall Public Library, celebrating its 30th anniversary, known for its innovative programs, gallery exhibitions, and research special collections, showcasing the rich history and cultural heritage of the upper Hudson valley and southern Adirondacks of upstate New York. Its programs are funded in part by the New York State Council on the Arts, supported by the Governor's office and the NYS Legislature.

7/1/2023 - 6/30/2024

QUILT NORTH MEMBER REGISTRATION

Yearly Dues: \$35 (18 and under \$15)

We would like a new membership form filled out each year. (Member information will be shared, only as needed, to the Quilt North Board & Committees)

PAYING ONLINE – You can complete your membership form online also.

FIRST Click here to fill out the NEW online Membership Form. Your membership card will be emailed to you.

THEN Click here to pay your dues using PayPal. (A \$1.50 convenience fee will be charged when paying online.)

PAYING BY MAIL:

Complete this form and send it, along with a check for \$35 made out to Quilt North, and a self-addressed stamped envelope, to the following address: Quilt North, c/o Laura Sheldon, 22 Galleon Drive, Malta 12020. Your membership card will then be mailed to you. Those who do not include a SASE can pick up their membership cards at the membership table in the fall or check below to have your card emailed to you.

\*\*\*\*\*

Please Print: Check one: New Member \_\_\_\_\_ Renewal \_\_\_\_\_

LAST NAME \_\_\_\_\_ FIRST NAME \_\_\_\_\_

STREET/APT# \_\_\_\_\_

CITY \_\_\_\_\_ STATE \_\_\_\_\_ ZIP \_\_\_\_\_ PHONE # \_\_\_\_\_

\_\_\_\_\_ E-MAIL \_\_\_\_\_

Emergency Contact:

NAME \_\_\_\_\_ PHONE # \_\_\_\_\_

Membership card: I have enclosed a SASE to have my card sent \_\_\_\_\_

I will pick up card at membership table \_\_\_\_\_ OR I would prefer card emailed to me \_\_\_\_\_

PLEASE CONSIDER HELPING YOUR GUILD! We are always in need of help, whether as a future Officer or to help on a committee. Check your interest below:

Officers:

\_\_\_\_ President \_\_\_\_ Vice President \_\_\_\_ Recording Secretary \_\_\_\_ Treasurer \_\_\_\_ Corresponding Secretary

Committees:

\_\_\_\_ Programs \_\_\_\_ Comfort Quilts \_\_\_\_ Quilt Show \_\_\_\_ Block of the Month \_\_\_\_ Library
\_\_\_\_ Opportunity \_\_\_\_ Special Events \_\_\_\_ Quilt Market \_\_\_\_ Set up/Take down \_\_\_\_ Travel
\_\_\_\_ Website \_\_\_\_ Newsletter \_\_\_\_ Membership \_\_\_\_ Social Media (FaceBook)