


# QUILT NORTH

A community of quilters in Southern Saratoga County, NY since 1995

April 2024



## SAVE THE DATE

Apr 8 2024 – Linda Warren  
*The Learning Curve*  
Apr 9 2024 – Linda Warren  
Apr 18 2024 – Sew N Share  
Apr 27 & 28 2024 – EQF X Diamonds & Daffodils  
May 6 2024 – David Sirota  
May 7 2024 – David Sirota  
*Sirota No More Tears Paper Piecing*  
May 28 2024 – Barn Quilt Workshop  
June 3 2024 – Guild Quilt Challenge

Meetings at: Shenendehowa United Methodist Church, Route 146, Clifton Park NY 12065  
Workshops at: CP Elks Lodge

### Where is it in this Newsletter?

<u>Page</u>	<u>Topic</u>
1	Save The Date, Sew N Share, President's Letter
2-4	Committees
5	April Speaker/Workshop
6	May Speaker/Workshop
7	May Barn Quilt Workshop
8	Business Directory
9	EQF - Empire Quilt Fest

## SEW N SHARE April 18th 6-8 pm Zoom

Sew & Share is a chance for us to informally get together. Some sewing might get done, but we certainly enjoy sharing! Please join us on Thursday, April 18 from 6 - 8 for our next Sew & Share. Since this time is just for Quilt North members, please share the link with only other members. Thank you.

Registration link: [Sew + Share](#)

Hello Quilters,

We are back in person this month which I love!! Zoom is great during the cold winter months, but there is no substitute for seeing and talking with people in person. Plus, we get to visit the Freebie table, Opportunity, Speaker's table, Workshops, Library, and Comfort Quilts!! So much to choose from ... it's going to be great! Remember to bring back Library items that you borrowed and Comfort Quilt items that you worked on. Can't wait to see you!

Our Nominating Committee spent the winter months meeting and talking to several members and will present their recommendations for the elected positions at the April meeting. Many thanks for your hard work, Joy Karns, Susan Spadaro, Mary Hogan, Anne Lourinia, Charmaine Schafer, and Susan Praga. According to our By-Laws, additional nominations can still be presented at the meeting for the positions that we are voting on for this year – President, Second Vice President, and Recording Secretary. We will then have a vote so that these people can get ready to fill their positions for new year.

A piece of good news to share! The guild recently received a grant from the Stewart's Holiday Match program. As this program is intended to support children, we use these funds to support our Comfort Quilts program where we make quilts for children and others. This is a matching grant program that Stewart's runs in December, and we are very honored to have received one of their grants. You can learn more about this at [www.stewartsshops.com/community-giving](http://www.stewartsshops.com/community-giving).

Happy Quilting, *Deb Wolfert*

## AMBASSADORS


Are you a new member or guest? Carol Muller or Paula Schwab will give you a tour explaining what happens at each in-person Quilt North meeting.

## FREEBIE TABLE

Recently, QN received a donation of fabrics from the family of Judith Sturges. QN Comfort Quilts Committee has taken what they can use for our charity projects. We will have the remainder on/near our Freebie Tables. Please take home any fabric you would like.

Meeting in person offers QN members a chance to reduce their stash. A table is available to donate (freebie) quilting fabric, notions & quilting books, magazines, or patterns. At the end of our meeting, **it is the donor's responsibility to take back or discard any of their items that remain.**

Please DO NOT leave any fabric on the Comfort Quilt table.



### Facebook:

Working on your block of the month and want to show it off? There is a pinned post on the Facebook page [Click Here](#) with the sample quilt put together by the Block of the Month Committee. Please share your photos in the Block of the Month 2022/23 Album, we would love to see!

Did you take a class this year and want to share your project? Please [Click Here](#) to post in the album Workshop Projects on Facebook. Also pinned to the top of the Facebook page. Thank you for sharing your finished or WIP!

Need help to upload your photo? Please email Angela [angela.pachal@gmail.com](mailto:angela.pachal@gmail.com)

## OPPORTUNITY

Jacqueline Litts

Once again, we will have great raffle prizes this month for you to win. Tickets are \$1 each. You must be present to win. Drawing takes place after the break.

## MEMBERSHIP

Chair: Laura Sheldon

[QNmembership@gmail.com](mailto:QNmembership@gmail.com)

Mary Hogan, Teri Carroll, Joy Karns, Patricia Sowle

Registration for the 2024-2025 guild year will begin in May. Look for updated membership information in next month's newsletter.

## SHOW-n-TELL

Bring your quilted projects to our meeting! Before our meeting ends, you can show your latest quilt project, introduce yourself and tell us about your project.

## GUILD E-Mail

Do you have a question about QN Guild and not sure to whom it should be addressed? Do you want to send a congratulatory note to the Guild? Feel the need to complain but want it to get to someone who will act? Send a note to our Guild E-mail: [quiltnorth@gmail.com](mailto:quiltnorth@gmail.com) Your message will be sent to the appropriate person(s) in our Guild.

Quilt North or any of its members will NOT send an email asking you for gift cards or money. If you receive such an email, please report it to the authorities.

**From Quilt North's Bylaws:**  
**Section II. E. To encourage charitable activities**

**Comfort Quilts**

**Paula Dunn, Deb Kreifels, Charlotte Dugan, Airlee Bagley, Mimi Newnham,  
Cheryl Scorsone, Diane Smith**

Many thanks to the family of Judy Sturgis for donating her fabric stash to QUILT North. We will be able to make many nice Comfort Quilts from her beautiful fabric.

We are acquiring two long tables and risers to facilitate kit and sandwich making at Diane Smith's home. Diane is housing the guild's stash and working with kit makers and sandwich makers. Sherri Walczak is now working with the guild library and Charlotte Dugan has taken the helm as Comfort Quilt team leader. SOOOOO—we need a few more people to join the team.

Kit makers assemble quilt kits for members to take home and sew, bringing back completed quilt tops. Sandwich makers take those completed tops, add backing and batting so that guild members can quilt or tie and bind the quilts. Finished quilts are returned to the team and Deb Kreifels delivers them to several worthwhile organizations.

QUILT North provides the fabric, batting and backing for Comfort Quilts, although we gladly accept quilts, tops and batting from your stash. We gratefully received \$400 from Stewarts through their Holiday matching funds drive since many our quilts are given to children and youth.

Stop by the Comfort Quilt table at guild meetings to find out more about the team, meet us and join us.

**Patriotic Quilts**

Laura Swensen

Do you wonder why I ask for Patriotic Quilts to be donated? Well, here is one of the biggest reasons. I received a lovely email from John J. McKenna III, Director of Captain John J. McKenna IV Military Courtesy Room located at the Albany International Airport:

“Laura

I stopped by the Military Courtesy Room last Friday and was told that I just missed you. I wish to thank you that the donation of the 14 quilts was much appreciated. The smiles we see on our military visitors is always a joy to see and it can easily be seen that your gift to our traveling troops brings much joy to them when told they may take one with them. The Quilt North folks have been donating to our troops over the years and we at the MCR have always treasured our relationship. Again, I wish to thank you for all your generosity to our traveling troops. Wishing you well.

John J. McKenna III, Director.”

So, as you hear from John, we are so appreciated!!!! This fills my heart with joy! I hope it does yours.

Quilts I am asking for are lap size measuring 56” X 60” approximately using good quality cotton fabric in colors of Red, White, Blue or Gold in all shades. A finished quilt is fantastic, if its a quilt top please add binding and if you could backing..

Let's get those sewing machines humming and SEW ON!!

Laura Swensen

**CADDIES**

Susan Ahearn & Mimi Newnham

A caddy is a simple tote with Velcro handles that attach to a wheelchair or walker. You can pick up a kit and drop off the completed caddy at our in-person meetings. Easy to follow directions and picture tutorial are on our website: [www.quiltnorth.org](http://www.quiltnorth.org) under **Comfort Quilts** to guide you. This is a great project for a new or experienced sewer who is looking for a project that takes an hour or less! Walker Caddies are greatly appreciated at all the locations we deliver to! If you know of places that can use some caddies, please let us know.

11 Caddies were delivered to Marquis Home Health Services. Sue Ahearn has 50 caddy kits ready for members to take at our April in-person meeting. Thanks to everyone that helps with this community project!

## NAME TAGS

Chair: Laura Sheldon [QNmembership@gmail.com](mailto:QNmembership@gmail.com)

- Remember to wear your sewn name tag at our guild meetings, your name will be entered for a chance to win a gift certificate or other prize, donated by a local quilt shop.

## BLOCK OF THE MONTH

Maureen Soris, Donna Logan, Diane Lewinski

If you and your friends are looking for a fun way to help our wonderful Quilt North Guild, please consider taking over Block of the Month Committee for next year. We are 'retiring' after two years and have had a great time creating our BOM programs. We are sure lots of our members have wonderful ideas and talents to share with the Guild through this program. Please see us if you have any questions.

Maureen, Diane, and Donna

## LIBRARY

Susan Ahearn, Mimi Newnham, Sherri Walczak  
**Borrowed items are to be returned at the April meeting.**

Isn't it fun to hold a quilting book in your hands and browse through it? How about a quilting mystery or one of the Elm Street Quilting books to read curled up in front of the fire?

Suggestions for purchases are always welcome – let us know if you would like something special in our library.

Check out our database on the "Cloud". Use this link:

<https://cloud.collectorz.com/192016/books/?viewCollection=all>


## Guild Quilt Challenge

When: June 3, 2024 FINISHED QUILTS ONLY

Theme: Flower Power - Any type and any color you like

Style: Traditional, Artistic, Modern - Your choice

Size: Any Color: Any Pattern: Any



## 2024 EQF BOUTIQUE TABLE

Susan Spadaro

There has been an amazing response to our request for items to offer at our EQF Boutique Table! We have over 500 items to display and sell.

QN will accept donations of clean, new quilting fabric: fat quarters, jelly rolls, charm packs, etc.; new and next-to-new quilting/sewing tools, UFOs (if all pieces are included) to sell at EQF. Please **do not** donate your books and magazines for this sale.

Are you going to the 2024 EQF and would have time to help at our Boutique Table? If you are an early bird, we need help on Saturday at 8:30 a.m. (when EQF begins) and on Sunday at 9:30 a.m. Please call me at 518-899-2352 or send me an email at [sassews2day@gmail.com](mailto:sassews2day@gmail.com) to discuss. This is a great time to help our wonderful guild.

Thank you, Susan

**April 8– Linda Warren** from Queensbury NY with her curved piecing patterns and designs!

**Tuesday, April 9, 2024**

All levels of quilters with basic machine piecing skills can make this stunning illusion of overlapping squares and circles. The curved units that create the “moons” are made with The Learning Curve ruler. In this workshop, you will learn how to use The Learning Curve, learn how to sew curves with free-form curved piecing, and get help planning your quilt layout.

We will use the design wall to discover how different fabric combinations create different visual effects. You will learn how to make an

optional curvy pieced border. Quilt size: no border 44” x 44”, with plain border 48” x 48”, with curvy border 52” x 52”

Level: Advanced Beginner with basic machine piecing skills.

Required: The Learning Curve, Over the Moon pattern.



Do you have one of these? -  
Why don't you join us at  
the workshop and find out how to  
use it!

**Elks Lodge, 695 Mac Elroy Road, Ballston Lake, NY.**

**9:00 AM to 3:30PM (with a lunch break)**

**Workshop: \$65.00 for members and \$70.00 for guests**

**To Register** [Click Here](#)



**May 6 – David Sirota** “I have been quilting since the late 90’s (that’s1990’s) after my friend Amy Fitzpatrick taught me the basics of quilting. And I thank “Simply Quilts” for all the information and instruction that Alex Anderson and her guests provided. It felt like I was going to quilting school, and I tried not to miss a class.

There was one technique that I was immediately drawn to, and that was paper piecing. I thought it was so cool because of the intricate and accurate results you get. The only drawback was that it was really difficult to wrap my brain around, kinda like upside down and backwards. If you’ve ever tried it, you know what I mean. But once I got it, the results were quite exciting. Except, there were a couple of huge drawbacks...how to orient the next piece of fabric, and removing the paper. Regardless of the kind of paper I used, it still had to be removed at the end, which took as long or longer than the construction of the quilt!

So, I started thinking about how to make paper piecing simpler and faster. And I’m proud to say that in 2004, I figured it out. My “Sirota No More Tears Paper Piecing” © method is easier to understand and takes half the time of the old way of paper piecing.”

## **May 7 – David Sirota workshop on paper piecing.**

9:00 am to 4:00 pm with lunch break      Members \$45 / Non-Members \$50

David calls his version of the NY Beauty a NH Beauty since he is from New Hampshire.

To Register [click here](#)



# MAY 18 - BARN QUILT PAINTING WORKSHOP

[MUST SIGN UP BY APRIL 15, 2024](#)

to allow the preparation of the boards

Quilt North is hosting a Barn Quilt Painting workshop at the Elks Club on Saturday, May 18. Julie Weston will be leading the class and bringing paint to complete your 24" x 24" work of art. You have a choice between furniture grade plywood or aluminum composite (stop signs are made from this), which is lighter and would weather better. There are 10 patterns that you can choose from and once signed up you will need to choose one. If you want to design your own, instructions will be provided, but understand it will take longer to do. There will be many colors to choose from.

Elks Lodge, 695 Mac Elroy Road, Ballston Lake, NY.

10:00 AM to 2:30PM (with a lunch break)

Workshop: \$65.00 for members and \$70.00 for guests

To Register: [Click Here](#)

Pattern 1: Intermediate



Pattern 2: Beginner



Pattern 7: Advanced



Pattern 8: Intermediate



Pattern 3: Beginner



Pattern 4: Beginner



Pattern 9: Intermediate



Pattern 10: Beginner



Pattern 5: Beginner



Pattern 6: Advanced



## QUILT NORTH QUILTY BUSINESS DIRECTORY

Business Name	Phone/ Address	E-mail/Social Media	Owner's Name	Services Available
<b>Bloom Fabric, Art &amp; Retreat</b>	845-586-6000  724 Main St. Margaretville NY 12455	<a href="mailto:Bloom@catskill.net">Bloom@catskill.net</a> <a href="http://Bloomquilts.store">Bloomquilts.store</a>  bloomquilts724 (Instagram) Bloom: Fabric, Art, and Retreat (Facebook)	Lori and Katie Rosa	Bloom is both a brick-and-mortar store and a webstore. We offer quilt fabric, yarn, craft kits, and notions. We specialize in our beautiful retreat facility. We also offer longarm quilting facilities.
<b>Copper Moon Quilting</b>	475-325-4608	<a href="mailto:CoppermoonQuilting@gmail.com">CoppermoonQuilting@gmail.com</a>	Kasey and Timothy Maikshilo	Edge2 Edge, Semi-Custom, Full Custom, Baby to King Sized Quilts.
<b>Crayon Box Quilt Studio</b>	518-858-8188	<a href="http://crayonboxquiltstudio.com">crayonboxquiltstudio.com</a>	Michele Kuhns	Long arm quilting, Pattern design, Custom quilts
<b>Majken's Mercantile</b>	518-638-8867 518-810-7674 (C)	<a href="mailto:Majkensellar@gmail.com">Majkensellar@gmail.com</a>  Facebook - Majken's Mercantile	Majken Sellar	Offering all services related to quilting, Edge-to-Edge designs, custom quilting, binding, layering, and quilts from scratch. Also offering servicing of vintage Singer Featherweight sewing machines. Visit my business page on Facebook, Majken's Mercantile.
<b>Laura Swensen - CI Sue Pelland Designs</b>	518-664-4849	<a href="mailto:laurasw@nycap.rr.com">laurasw@nycap.rr.com</a>	Laura Swensen	Certified instructor for Sue Pelland Designs. Techniques utilize rotary cut applique using Misty Fuse and Sue Pelland tools.
<b>A Winding Thread Quilting</b>	518-884-9923	<a href="mailto:Awindingthread@gmail.com">Awindingthread@gmail.com</a> Facebook - A Winding Thread Quilting	Barbara Wolfe	Edge to edge (allover) quilting, custom quilting, memory quilts, t-shirt quilts, and binding (a separate service). See on Facebook - A Winding Thread Quilting





**Where: Fulton-Montgomery Community College**

**2805 State Highway 67**

**Johnstown NY 12095**

**Hours: Saturday, April 27, 2024 9:00 am – 4:00 pm**

**Sunday, April 28, 2024 10:00 am – 4:00 pm**

**Fulton-Montgomery Community College is located on 195 acres in the foothills of the beautiful Adirondack Mountains.**

**For directions [click here](#)**