


QUILT NORTH

A community of quilters in Southern Saratoga County, NY since 1995

May 2024



SAVE THE DATE

May 6 2024 – David Sirota

May 6 2024 – Saratoga County Fair Representative

May 7 2024 – David Sirota

Sirota No More Tears Paper Piecing

May 28 2024 – Barn Quilt Workshop

June 3 2024 – Guild Quilt Challenge

June 3 2024 – Callie Raspuzzi

Meetings at: Shenendehowa United Methodist Church, Route 146, Clifton Park NY 12065

Workshops at: CP Elks Lodge

SEW N SHARE

May 16th 6-8 pm Zoom

Sew & Share is a chance for us to informally get together. Some sewing might get done, but we certainly enjoy sharing! Please join us on Thursday, May 16 from 6 - 8 for our next Sew & Share. Since this time is just for Quilt North members, please share the link with only other members. Thank you.

Registration link: [Sew + Share](#)

AMBASSADORS

Are you a new member or guest? Carol Muller or Paula Schwab will give you a tour explaining what happens at each in-person Quilt North meeting

Where is it in this Newsletter?

<u>Page</u>	<u>Topic</u>
1	Save The Date, Sew N Share, President's Letter
2-4	Committee Information
5	May Speaker/Workshop
6	May Barn Quilt Workshop
7	June Speaker, Business Directory
8-9	Upcoming Events
10	2024-2025 Program Schedule
11	24-25 QN Membership Form

Hello Quilters,

Being back in person was wonderful! Catching up with friends and having a chance to visit the tables was great. Plus, we enjoyed a delightful trunk show and talk from Linda Warren. Now, we get to do it all over again this month with David Sirota as our speaker. Can't wait to see you all!

I am excited to share that we have two new committee leaders for next year. Mary Hogan has offered to lead Membership and Charlotte Dugan will be leading Comfort Quilts. With support being offered by Laura Sheldon and Paula Dunn who are stepping down, I know that they will be successful and do a wonderful job.

Are you ready to step up and join or lead a committee? We have several openings for you to consider. How about The Block of the Month committee? Maureen, Donna, and Diane have done a wonderful job the last two years but now it's time for someone else to take charge. Your vision along with a friend or two could be the perfect way to make this happen. The Special Events Committee has a few new members, but it really needs someone to pull it together as well as another helper or two. We also need some helpers for Quilt Market, Site Set-Up, Membership, Travel and Veterans Quilts. Look for the Sign-Up Poster at the next meeting or send a note to our email if you are interested. Joining a committee is a great way to help your guild, have fun and meet new people. Hope you sign up!!

Speaking of the new year... Check out the great line-up of speakers and workshops that Program has put together. It's not too early to start thinking about signing up for a workshop to learn something new and interesting. Also, consider filling out a Membership form for next year ... BUT... keep in mind that at this time we cannot guarantee Live-Streaming of our in-person meetings next year. We are working to resolve this, but if your joining Quilt North depends on this option, you may want to wait for further updates.

Looking forward to seeing everyone soon,

Deb Wolfert

FREEBIE TABLE

Meeting in person offers QN members a chance to reduce their stash. A table is available to donate (freebie) quilting fabric, notions & quilting books, magazines, or patterns. **At the end of our meeting, it is the donor's responsibility to take back or discard any of their items that remain.**

GUILD E-Mail

Do you have a question about QN Guild and not sure to whom it should be addressed? Do you want to send a congratulatory note to the Guild? Feel the need to complain but want it to get to someone who will act? Send a note to our Guild E-mail: quiltnorth@gmail.com Your message will be sent to the appropriate person(s) in our Guild.

BLOCK OF THE MONTH

Maureen Soris, Donna Logan, Diane Lewinski

As the Guild year winds down, we on the Block of the Month team would like to thank the members who participated in the program for the last two years. We hope you are enjoying or have enjoyed making your blocks as much as we did. As we ride slowly off into the sunset, we encourage any group of friends who are interested to volunteer for the BOM committee. It has been a fun adventure for us!

Maureen, Diane, and Donna

LIBRARY

Susan Ahearn, Mimi Newnham, Sherri Walczak

Isn't it fun to hold a quilting book in your hands and browse through it? How about a quilting mystery or one of the Elm Street Quilting books to read curled up in front of the fire?

Suggestions for purchases are always welcome – let us know if you would like something special in our library.

Check out our database on the "Cloud". Use this [link](#)

OPPORTUNITY

Jacqueline Litts

Once again, we will have great raffle prizes this month for you to win. Tickets are \$1 each. You must be present to win. Drawing takes place after the break.


Guild Quilt Challenge

When: June 3, 2024 FINISHED QUILTS ONLY

Theme: Flower Power - Any type and any color you like

Style: Traditional, Artistic, Modern - Your choice

Size: Any Color: Any Pattern: Any



Facebook:

Working on your block of the month and want to show it off? There is a pinned post on the Facebook page [Click Here](#) with the sample quilt put together by the Block of the Month Committee. Please share your photos in the Block of the Month 2022/23 Album, we would love to see!

Did you take a class this year and want to share your project? Please [Click Here](#) to post in the album Workshop Projects on Facebook. Also pinned to the top of the Facebook page. Thank you for sharing your finished or WIP!

Need help to upload your photo? Please email Angela angela.pachal@gmail.com

From Quilt North's Bylaws:
Section II. E. To encourage charitable activities

Comfort Quilts

**Paula Dunn, Deb Kreifels, Charlotte Dugan, Airlee Bagley, Mimi Newnham,
Cheryl Scorsone, Diane Smith, Paulette Zazycki, Margot Elacqua**

It was wonderful to see so many pretty quilts on the back pews at the church. Thank you all for giving of your time and talent. We welcome Paulette Zazycki and Margot Elacqua to the Comfort Quilt Team! Many hands make light work!!!! Please stop by the Comfort Quilt tables to drop off a finished top or quilt —or—pick up something pretty to work on during the summer. We will post a tally of quilts taken in and where they went in the next newsletter.

Paula

CADDIES

Susan Ahearn & Mimi Newnham

A caddy is a simple tote with Velcro handles that attach to a wheelchair or walker. You can pick up a kit and drop off the completed caddy at our in-person meetings. Easy to follow directions and picture tutorial are on our website: www.quiltnorth.org under **Comfort Quilts** to guide you. This is a great project for a new or experienced sewer who is looking for a project that takes an hour or less! Walker Caddies are greatly appreciated at all the locations we deliver to! If you know of places that can use some caddies, please let us know. Twelve (12) caddy kits were taken at the April meeting. Six (6) completed caddies were handed in and will be delivered this month. Many thanks!

A note from membership: New for 2024-2025, all members will receive their membership card via email.

At this time, we cannot guarantee Live Streaming of our meetings for next year. We are hopeful that this can be continued, but if your joining Quilt North depends on this option, we wanted to be upfront about the uncertainty of this happening.

Patriotic Quilts

Laura Swensen

I am looking forward to receiving finished Patriotic Quilts. Size approximately 56" X 60" with good quality cotton fabrics in colors of Red, White, Blue, and Gold of all shades. This is a great opportunity to practice your machine quilting. You can sew straight lines or wavy lines or decorative stitches. The world is your oyster on what you can do! Or make a top add backing that would be 6" all around extra so a machine quilter can put it on their long arm also add binding.

There are no Fairies that get these quilt tops done, just me. Want to help? Please let me know, my email address is laurasw@nycap.rr.com

Get the sewing machines humming and Sew On because the Military Men and Women are counting on us. The quilts we make put big smile on their faces.

Laura Swensen

SHOW-n-TELL

Before our meeting ends, you can show your latest quilt project, introduce yourself and tell us about your project.

NAME TAGS

Chair: Laura Sheldon QNmembership@gmail.com

Congratulations to the two April name tag drawing winners. Margot Elacqua won a Quilt North Gift Certificate in the Comfort Quilt Day Drawing. Elizabeth Lee won a gift certificate from Patti's Sewing in Glens Falls at the April guild meeting drawing.

Don't forget to wear your sewn Name Tag to our guild meetings. You may be the next lucky winner!

MEMBERSHIP

Chair: Mary Hogan

QNmembership@gmail.com

Laura Sheldon, Teri Carroll, Joy Karns, Patricia Sowle

It is not too early to register and pay your dues for the 2024-2025 guild year. Our membership year runs from July through June. The 2024-2025 Membership form is found on our website and at the end of this newsletter. All members are asked to PLEASE complete a new form. [Click here to fill out the NEW online Membership Form.](#)

You may pay the \$35 dues by check made out to Quilt North and mailed with the completed membership form to Quilt North c/o Mary Hogan, 77 Hillcrest Road, Latham, NY 12110, OR by PayPal. [Click here](#) to complete the form online and use PayPal.

New for 2024-2025, all members will receive their membership card via email.

At this time, we cannot guarantee Live Streaming of our meetings for next year. We are hopeful that this can be continued, but if your joining Quilt North depends on this option, we wanted to be upfront about the uncertainty of this happening.

Questions? You may email the membership committee at QNmembership@gmail.com or call Mary Hogan at 518-369-1500.

2024 EQF BOUTIQUE TABLE

What a wonderful Quilt Show! Our Boutique Table was a great success because of YOU!!! Thank you for all your help.

Thank you, Susan Spadaro



May 6 – David Sirota “I have been quilting since the late 90’s (that’s 1990’s) after my friend Amy Fitzpatrick taught me the basics of quilting. And I thank “Simply Quilts” for all the information and instruction that Alex Anderson and her guests provided. It felt like I was going to quilting school, and I tried not to miss a class.

There was one technique that I was immediately drawn to, and that was paper piecing. I thought it was so cool because of the intricate and accurate results you get. The only drawback was that it was really difficult to wrap my brain around, kinda like upside down and backwards. If you’ve ever tried it, you know what I mean. But once I got it, the results were quite exciting. Except, there were a couple of huge drawbacks...how to orient the next piece of fabric, and removing the paper. Regardless of the kind of paper I used, it still had to be removed at the end, which took as long or longer than the construction of the quilt!

So, I started thinking about how to make paper piecing simpler and faster. And I’m proud to say that in 2004, I figured it out. My “Sirota No More Tears Paper Piecing” © method is easier to understand and takes half the time of the old way of paper piecing.”

May 7 – David Sirota workshop on paper piecing.

9:00 am to 4:00 pm with lunch break Members \$45 / Non-Members \$50

David calls his version of the NY Beauty a NH Beauty since he is from New Hampshire.



MAY 18 – BARN QUILT PAINTING WORKSHOP

[MUST SIGN UP BY APRIL 15, 2024](#)

to allow the preparation of the boards

Quilt North is hosting a Barn Quilt Painting workshop at the Elks Club on Saturday, May 18. Julie Weston will be leading the class and bringing paint to complete your 24" x 24" work of art. You have a choice between furniture grade plywood or aluminum composite (stop signs are made from this), which is lighter and would weather better. There are 10 patterns that you can choose from and once signed up you will need to choose one. If you want to design your own, instructions will be provided, but understand it will take longer to do. There will be many colors to choose from.

Elks Lodge, 695 Mac Elroy Road, Ballston Lake, NY.

10:00 AM to 2:30PM (with a lunch break)

Workshop: \$65.00 for members and \$70.00 for guests To Register: [Click Here](#)

WAIT LIST ONLY – CLASS IS FULL

Pattern 1: Intermediate



Pattern 2: Beginner



Pattern 7: Advanced



Pattern 8: Intermediate



Pattern 3: Beginner



Pattern 4: Beginner



Pattern 9: Intermediate



Pattern 10: Beginner



Pattern 5: Beginner



Pattern 6: Advanced



June 3, 2024 - Callie Raspuzzi, the Collections Manager of Bennington Museum, will be joining us to enlighten us on the Dear Jane quilt, also known as the Stickle quilt. She describes her lecture as this is more of a "life and times" type presentation and will speak to us on other interesting issues related to women's history, textile manufacture, poverty, and disability in the 1800s, and the Civil War.

If any member has been brave enough to tackle this quilt, or any block from it – please bring it to share at Show and Share!

QUILT NORTH QUILTY BUSINESS DIRECTORY

Business Name	Phone/ Address	E-mail/Social Media	Owner's Name	Services Available
Bloom Fabric, Art & Retreat	845-586-6000 724 Main St. Margaretville NY 12455	Bloom@catskill.net Bloomquilts.store bloomquilts724 (Instagram) Bloom: Fabric, Art, and Retreat (Facebook)	Lori and Katie Rosa	Bloom is both a brick-and-mortar store and a webstore. We offer quilt fabric, yarn, craft kits, and notions. We specialize in our beautiful retreat facility. We also offer longarm quilting facilities.
Copper Moon Quilting	475-325-4608	CoppermoonQuilting@gmail.com	Kasey and Timothy Maikshilo	Edge2 Edge, Semi-Custom, Full Custom, Baby to King Sized Quilts.
Crayon Box Quilt Studio	518-858-8188	crayonboxquiltstudio.com	Michele Kuhns	Long arm quilting, Pattern design, Custom quilts
Majken's Mercantile	518-638-8867 518-810-7674 (C)	Majkensellar@gmail.com Facebook - Majken's Mercantile	Majken Sellar	Offering all services related to quilting, Edge-to-Edge designs, custom quilting, binding, layering, and quilts from scratch. Also offering servicing of vintage Singer Featherweight sewing machines. Visit my business page on Facebook, Majken's Mercantile.
Laura Swensen - CI Sue Pelland Designs	518-664-4849	laurasw@nycap.rr.com	Laura Swensen	Certified instructor for Sue Pelland Designs. Techniques utilize rotary cut applique using Misty Fuse and Sue Pelland tools.
A Winding Thread Quilting	518-884-9923	Awindingthread@gmail.com Facebook - A Winding Thread Quilting	Barbara Wolfe	Edge to edge (allover) quilting, custom quilting, memory quilts, t-shirt quilts, and binding (a separate service). See on Facebook - A Winding Thread Quilting



Quilters United in Learning Together

Q.U.I.L.T., Inc. PO Box 523, Delmar, NY 12054



May 2024



May 9, 2024 - Crossroads workshop with Running with Scissors **(In Person)**

Full-day workshop (9:30 am - 4 pm)

Description & Supply List: [Crossroads Description and Supplies](#)

Join the Running With Scissors team and learn this unique method to make a six-pointed star in a square using the new Six In A Square tool (required - \$31.96). Project size 44" x 44". Wall hanging or baby quilt.

Registration members \$50/non-members \$75



May 10, 2024 - Nested Star Table Runner with Running with Scissors

In-Person

Half-day workshop (12:30-4 pm)

Description and Supply List: [Nested Star Table Runner Description and Supplies](#)


Take your 60-degree skills to the next level and learn the Nested Star Technique while creating this beautiful table runner. Once you have learned this technique the design possibilities are endless. Project Size: 19" x 43" Table Runner. Required: Six in a Square© Tool, and (included) Nested Star Sprint.

Registration: \$40 members/ non-members \$50





QUILT SHOW



“When Life Gives You Scraps”

Featuring the quilting artistry of members of the
Adirondack Quilters Guild of Malone, NY

**Friday, May 17, 2024 from 10 AM – 4 PM and
Saturday, May 18, 2024 from 10 AM - 4 PM**

**Location: First Congregational Church
2 Clay St. (corner of E. Main & Clay Streets), Malone, NY 12953**

**150+ Bed Quilts and Quilted Items on display throughout the
Historically and Architecturally significant 1st Congregational Church**

*Quilts for Sale – Quilt Shop Vendor Mall on site – Quilt Raffle- Quilting Demonstrations-
Huge Fat Quarter Basket Raffle with a chance to win one of three FQ Baskets for every ticket purchased !!
Light Lunch and refreshments available for sale – Adequate free street side parking*

<< Quilt Show Admission Donation \$5.00 >>

A portion of the Show Proceeds will be shared with:

The Falls Cat Palace and Rescue located in St Regis Falls, NY

< For More Information call Kathy Colburn 1-315-842-6652 or see www.adirondackquiltersguild.org >



The SARATOGA COUNTY FAIR

July 23-28

We love Quilt North!

Come Join us this Year!

SEEKING DEMONSTRATIONS, IDEAS, COMPETITORS, AND VOLUNTEERS.

Contact Julie R. at 510-210-0240 or hafa.scfair@gmail.com

Click on this banner to see our entry book!

Click on this [link](#) for more information about entering your quilt.

Please note that online entries will open on June 1st, 2024.

There are 3 ways we accept entries, online, by mail, and in-person when the entry office is open.

Lectures & Workshops 2024-2025

September 2024:

Kathie Beltz - New Hampshire
Lecture: Easy Color for Quilters Trunk Show
Workshop: Abstraction Quilt (new pattern not yet on her website)
\$45 members \$55 guests
www.kathiebeltz.com

October 2024:

Rachel Derstine - Philadelphia
Lecture: Bringing Architecture to Life PowerPoint Trunk Show
Workshop: Architecture Quilt Workshop
\$45 members \$55 guests
www.rachelderstinedesigns.com

November 2024:

Rita Partridge - Massachusetts
Lecture: The Wonderful World of Wool Trunk Show
Workshop: Wool Applique & Embroidery Circle Sampler
\$65 Members \$75 Guests
Fee includes starter kit
No website

January 2025 zoom:

Deborah Boschert - Texas
Lecture: Captivating Compositions
Workshop: Graphic Landscape Fabric Collage
\$65 Members \$75 Guests
Sunday workshop scheduled
www.deborahsstudio.com

March 2025 zoom:

Peter Byrne - Toronto
Lecture: Trunk Show
Workshop: Hover Quilt Technique
2 half day workshop (Saturday & Sunday)
\$75 members \$85 Guests
Kit highly recommended: \$35 plus shipping
www.peterbquilts.com

April 2025:

Tina Craig - Maine
Lecture: EPP vs FPP the showdown
Workshop: Little Lucy English Paper Piecing
1/2-day workshop
\$45 members \$55 guests
Plus \$5 kit fee
www.seaside-stitches.com

May 2025:

Ginny Radloff - Massachusetts
Lecture: Trunk Show
Workshop: Compass Quilt Judy Niemeyer pattern
\$45 members \$55 guests (12 student max)
Kit highly recommended - includes pattern, fabric, and everything (paper & fabric) precut \$123.25 plus tax
www.applefabricsonline.com
www.radicalquilts.com

June 2025:

Heidi Proffetty - Massachusetts
Lecture: Trunk Show
Workshop: Mini Poinsettia Mosaic Quilt
\$65 members \$75 Guest
Plus Kit: \$45
www.heidiproffetty.com

Speakers and workshops for 2024-2025 are subject to change and/or amendments.

7/1/2024 - 6/30/2025

QUILT NORTH MEMBER REGISTRATION

Yearly Dues: \$35 (18 and under \$15)

PLEASE fill out a new membership form each year. (Member information will be shared, only as needed, to the Quilt North Board & Committees)

PAYING ONLINE:

Step 1- Click here to fill out the NEW online Membership Form.

Step 2- Click here to pay your dues using PayPal. (A \$1.50 convenience fee will be charged when paying online.)

PAYING BY MAIL:

Complete this form and send it along with a check for \$35 made out to Quilt North. Mail to: Mary Hogan, 77 Hillcrest Rd, Latham, NY 12110.

MEMBERSHIP CARDS: All cards will be emailed this year.

Please Print: Check one: New Member _____ Renewal _____

LAST NAME _____ FIRST NAME _____

STREET/APT# _____

CITY _____ STATE _____ ZIP _____

PHONE # _____ E-MAIL _____

Emergency Contact:

NAME _____ PHONE # _____

PLEASE CONSIDER HELPING YOUR GUILD! We are always in need of help, whether as a future Officer or to help on a committee. Check your interest below:

Officers:

____ President ____ Vice President ____ Recording Secretary ____ Treasurer ____ Corresponding Secretary

Committees:

____ Programs ____ Comfort Quilts ____ Quilt Show ____ Block of the Month ____ Library
____ Opportunity ____ Special Events ____ Quilt Market ____ Set up/Take down ____ Travel
____ Website ____ Newsletter ____ Membership ____ Social Media (FaceBook)